



38th Annual

Lace Day

Lost Art Lacers 2024

<http://www.lostartlacers.org>

Saturday, Sunday, Monday

February 3, 4, 5

Snow Date: February 10, 11, 12

Saturday, February 3, 2024 9:00 am to 5:00 pm

Open to the Public

Harmony Lodge #8, 519 Rte. 206, Newton (Andover Twp), New Jersey

Lace Making Suppliers

Van Sciver Bobbin Lace Karey Solomon

&

Special Consignments

from

Master Woodworkers John Aebi and Richard Pikul

Lace Making Demonstrations and "Try-Me" Table

Lace Exhibits

Bring your own lunch on Saturday. Coffee, tea, water provided.

Masks are optional.

Lace Classes on Saturday, Sunday, Monday, February 3, 4, 5, 2024

Adult Beginning and Continuing Lace Classes on Saturday 2:00 to 5:00

Adult Lace Workshops on Sunday, February 4, 9:00 to 4:00

and Monday, February 5, 9:00 to 4:00

(Pre-Registration is Required. Lunch provided on Sunday and Monday.)

Saturday classes = \$35, Sunday classes = \$80, Monday classes = \$80



Bobbin Lace Classes

Bucks Point, Beginning and Continuing for All Levels

Holly Van Sciver, teacher

Saturday, Sunday, Monday

Bucks Point is an English bobbin lace derivative of the point ground family of laces. It is characterized by a delicate ground and a pattern outlined by a gimp thread. Beginning students will learn point ground, the catch pin, moving the gimp, honeycomb ground, picots, headside and footside techniques with the support of diagrams. Intermediate students will learn to apply the basic skills to patterns including the Bucks Hex and Invisible Hex and edgings while learning additional skills including cucumber foot, nook pins, catch pins and corners. Advanced students can select from a wide range of patterns including florals at varying degrees of difficulty. Students should indicate whether their level in Bucks point is beginner, intermediate or advanced. Sixteen page instructional booklets are available to purchase for the hex patterns.




PREREQUISITE: Beginning students in Bucks must have good fundamental bobbin lace skills.

Grounds and More Grounds and UFOs, Oh My!


Pat Morris, teacher

Saturday, Sunday, Monday



Subtitled: Lace Grounds, or What you wish you had known before starting that last UFO.

Grounds in lace serve two purposes: 1) to fill the space between motifs and to give an interesting reason for pairs of threads to function like glue in order to go from one edge to the other; or 2) to make an interesting design using many different grounds. The funny thing about grounds is that when they are done nicely, they hide in the background so that your eye is on the motif. But one little overlooked mistake and the eye jumps right to that and overlooks the beautiful motif.



Based on the lessons learned from Gunvor's Grounds, this class will start with simple grounds and progress quickly through caning, Paris ground, types of rose ground, and even delve into grounds for other laces. All this and some tips and tricks along the way. Patterns will be sent prior to class for pricking with instructions for winding bobbins.

UFOs

Want to start the new year right by cleaning off those pillows that have had a pattern and bobbins hanging on for far too long? Are you hung up on a particular place in the pattern or just need a little nudge? We can take care of that.

Pat Morris, teacher

Beginning Bobbin Lace


Saturday, Sunday, Monday

Catherine Hill, teacher

Have you always admired lace and wondered how you could make it? For those with no or limited experience with bobbin lace, this class is for you. Find out how to make this wonderful art form as well as so many of the details that are not necessarily available in a book.



Cathy has excellent lace skills and has taught bobbin lace many times. A kit is available with basic equipment and patterns available for a fee of \$30.00. If, at the end of the course, you don't want to continue (or perhaps you won a pillow in the drawing), she will buy it back for the same amount.



Tatting Classes

Tatting, Beginning and Continuing

Saturday and Sunday

Karey Solomon, teacher

Using mostly a varied roster of chain variations, we're exploring the possibilities of each while tatting useful tools to let you lay hands on the right one quickly. Class participants will tat fobs for scissors, a mini-crochet hook or picot gauge and a relaxing chain-only bag /thread-holder, whose base is a ginormous enameled metal button. A lacy variant of pearl tatting will edge a petite pincushion; using buttons as a foundation, three different motifs will fasten the flaps of the large triangular basket. There will be a bonus pattern for a tatting "friend" to join the tools in your basket.



Kit will include a triangular basket (choice of colors, class participants will choose via email and there will be a few extras for last-minute registrants), kit for the beaded fob (beaded thread, charm, lobster clasp, split-ring jump ring (in this case it's a jewelry term, not a tatting one) choice of mini-crochet hook or picot gauge, kit for scissors fob (beads, thread, bead-threader and small marble), walnut-shell-stuffed pincushion matching the basket, three buttons for the basket and the very large button for the bag bottom. Kit cost \$12.

Anyone who wishes to prepare their own kit may, of course email for instructions on how to make the basket and pincushion and prepare beaded threads for the fobs. In addition to the materials mentioned in the kit, please bring size 10 and size 20 cordonnet threads in your own choice of solid colors, and both size 8 and size 10 or 11 beads to complement your thread colors.

Lost Art Lacers Lace Day and Lace Classes

REGISTRATION FORM

To register, please fill out this section and mail with your payment to:

Pat Morris
10 Master Street
Franklin, New Jersey 07416

Name _____ Total Included _____

Email: _____ Phone: _____ [Text? ___Y ___N]

Street Address: _____

City, State, Zip: _____

Saturday = \$35.00

Sunday = \$80.00

Monday = \$80.00

Please double check the days your class will be meeting.

Class Choice #1 _____ Beginner? Yes _____ No _____

Saturday _____ Sunday _____ Monday _____

Class Choice #2 _____ Beginner? Yes _____ No _____

Saturday _____ Sunday _____ Monday _____

***Please fill out both choices because class sizes are limited.
Preference will be given to LAL members until January 2, 2024***

Sunday lunch and Monday lunch are included in the fee. Make check payable to Lost Art Lacers. (Full refunds will be given for cancellations prior to January 25, 2024.) Any kit fees are payable to the instructor at the time of the class. For more information, contact Pat Morris, lacemaker.pat@gmail.com, or text or call (973-534-0024).

The Lost Art Lacers reserve the right to cancel the entire Lace Weekend in response to COVID conditions. Such notice will be sent to all registrants and will be on the Lost Art Lacers website: <http://www.lostartlacers.org>